

Instruction Manual of Colorful Humidifier

Product Description:

The colorful cup humidifier is a mini air humidifier with colorful lights; it uses the power supply method of USB interface. The use of nano-spray technology can effectively reduce drying, reduce electronic radiation and eliminate static electricity, safe and clean. Suitable for indoor and car use.

Product Parameters

Product name: Colorful humidifier

Product size: 68*68*115mm

Material: ABS+PP+silicone+electronic components

Weight: 102G

Operating Voltage: DC5V

Use power: 2W

Working current: 350mA

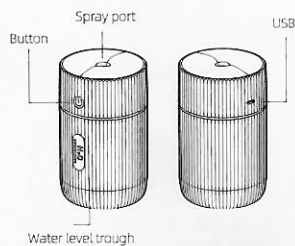
usage time: 4-8H

Spray volume: 40ML/H

Water tank capacity: 220ML

Timing: 4 hours in first gear, 8 hours in second gear

Origin: Shenzhen, China

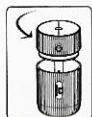


Function Instruction

Spray: Click the function button to turn on the marquee at the same time by default and the timer is 4 hours; click twice to switch the interval spray, spray for 3 seconds and stop for 3 seconds, the timer is 8 hours; click again to turn off the spray and turn off the light.

Night light: Press and hold the function key for 1.5 seconds to turn on the colorful gradient in the power-on state; then press and hold for 1.5 seconds to set the color, and then press and hold for three times to turn off the light.

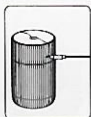
Steps



Turn counterclockwise to unscrew the cover



Unscrew the cover and add water to the tank



Turn clockwise to tighten the cover and power on



Press button and start working

Filter Replacement



Pull out filter tube and replace it



Please pay attention to the spring in bottom

Note:

1. Please add water before using this product. It is forbidden to use the humidification function in case of lack of water.
2. A small amount of essence can be added to this product. It is recommended to use water-based aromatherapy water, and no oil-based essential oils should be added to prevent the oil from blocking the function of the atomizing tablet.
3. This product has no automatic power-off function. When the spray time is reached, the device will automatically stop spraying. If you need to continue to use it, please observe the amount of water in the water tank and press the function key again to start.
4. When cleaning the product, please do not rinse directly with a water tap to avoid the possibility of product short circuit. It is recommended to use a soft cotton cloth to wipe.
5. This product cannot be used alone for children under 10 years old.
6. Use clean Marfa to clean the dirt on the atomizing tablets every ten days. If the amount becomes smaller, please replace the cotton swab in time.
7. Soak the cotton swab completely in water before use. If you remove the cotton swab, please be careful not to lose the spring.
8. If the humidifier is turned on and a harsh sound is heard, it means that the cotton swab is not wet. You can remove the cotton swab to soak in water or turn off and wait for a while.
9. If there is no fog, please wait patiently or remove the cotton swab to soak the water, do not poke the atomization port.

Package: Humidifier*1, USB*1, User Manual*1, Cotton Swab*1